

How to submit

To submit one or more stories to the **2nd International Digital Storytelling Festival**, storytellers must first complete their personal information using the registration form and create a storyteller account.

<https://dstfestival.org/2026/submission/>

After clicking the **Submit** button, a registration success message is displayed, and a confirmation email containing the registration details is sent to the user's email address.



The image shows a 'Storyteller Sign Up' form with the following fields and options:

- Required fields:**
 - First name: [Text input field]
 - Last name: [Text input field]
 - Email: [Text input field]
 - Telephone: [Text input field]
- I declare that:**
 - I am over 18 years old
 - I am under 18 years of age and I have the consent of my parents
- I declare that:**
 - I am not an active student
 - I am an active student in a Higher Education institution
- Date of Birth:**
 - Day: [Dropdown menu]
 - Month: [Dropdown menu]
 - Year: [Dropdown menu]
- Address:** [Text input field]
- Short CV:** [Text area]
- Image:** A small image showing the number 7923.
- Code:** [Text input field] (with a link to 'Get New Code')
- Submit:** A purple button labeled 'Send'.

Image 1: Registration Form

Login & Story Submission

Once registered, the user can log in by entering their email address and password.

<https://dstfestival.org/2026/profile/>

After successful login, the user is redirected to the **Storyteller Area**, where they can submit a new story by clicking the **Submit Story** button.

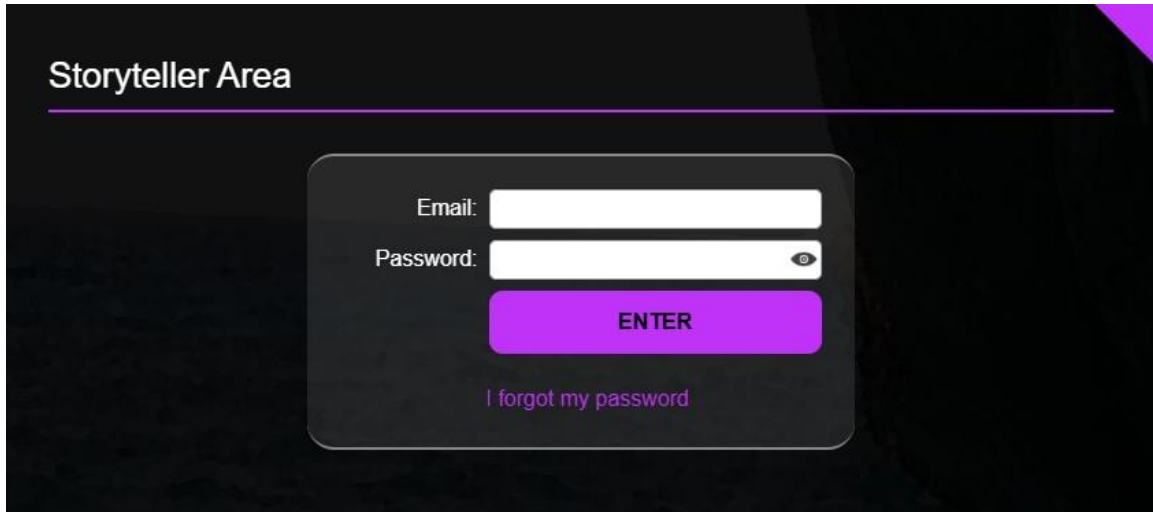


Image 2: Login Form

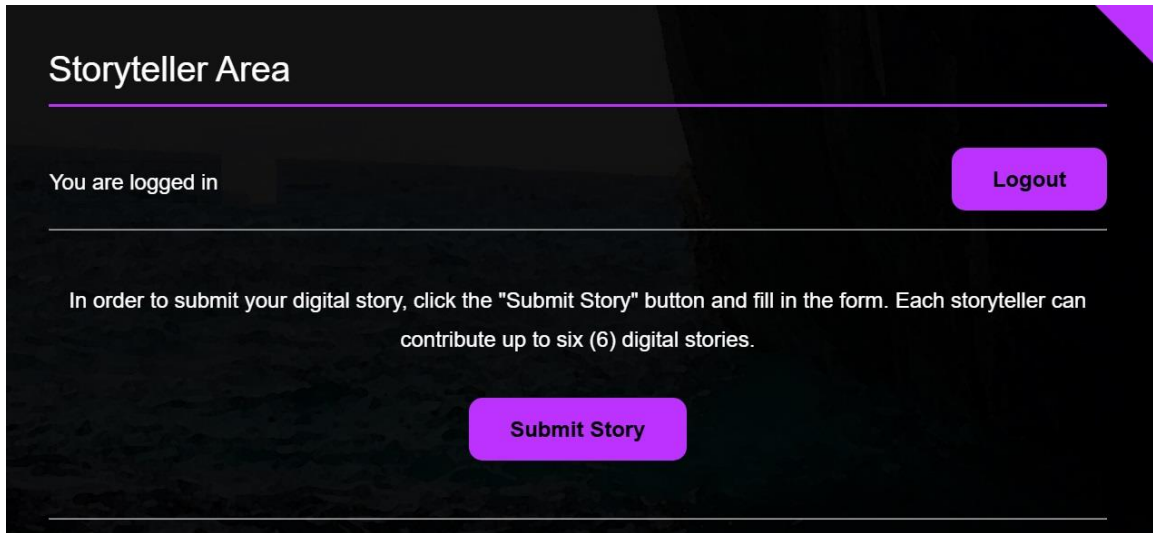


Image 3: Storyteller Area

In the **Story Information Form**, users must provide:

- The story title
- The story theme
- The story duration

and, they can also add details about:

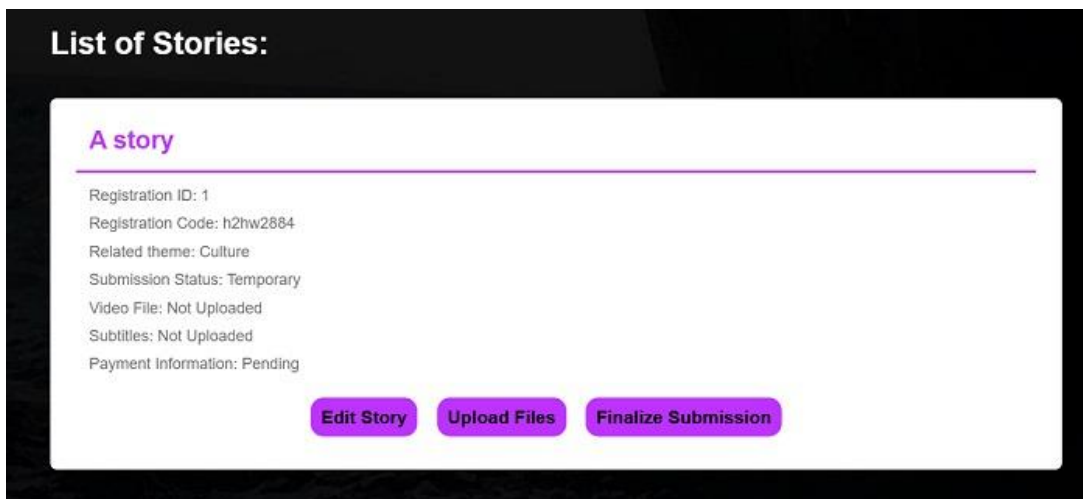
- How the story was created
- How they feel their story addresses or connects with my chosen theme

After successfully submitting a story, it appears in the **List of Stories** section within the Storyteller Area.



The screenshot shows a form titled "Required fields" on a dark background. It includes a "Story info" section with a "My story title:" label and a text input field. Below that is a "My chosen theme:" section with radio button options for Culture, Education, Environment, Health, Science and Research, and Society. A "Duration:" section specifies "(from 10'' to 4' 30'") and includes dropdown menus for "Minutes" and "Seconds". There are two large text input fields: "How my story was created:" and "How I feel my story addresses or connects with my chosen theme:". A purple "Submit" button is located at the bottom left.

Image 4: Story Information Form



The screenshot shows the "List of Stories:" section on a dark background. A white card displays the details for "A story". The details include: Registration ID: 1, Registration Code: h2hw2884, Related theme: Culture, Submission Status: Temporary, Video File: Not Uploaded, Subtitles: Not Uploaded, and Payment Information: Pending. At the bottom of the card are three purple buttons: "Edit Story", "Upload Files", and "Finalize Submission".

Image 5: List of Stories

Uploading Video & Subtitles

From the List of Stories section, users can proceed to upload their story materials by clicking the **Upload** button.

They must:

- Select an .mp4 video file (mandatory)
- Select an .srt subtitles file (mandatory)
- Click **Upload**

Both files are required to proceed to the next step.

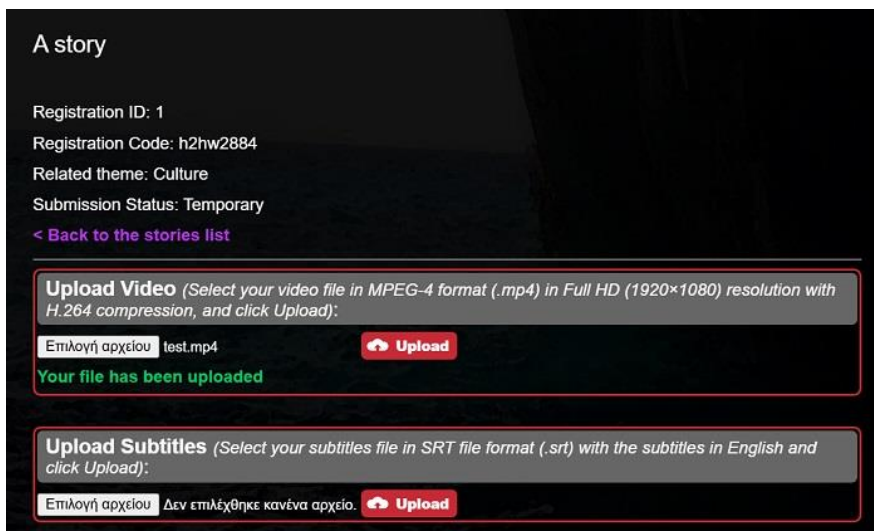


Image 6: Upload Files

Finalizing the Submission

Once the story info has been provided and both the video and subtitles files have been successfully uploaded, you will find to the bottom the **Continue to Finalize Submission** button and then, the **Finalize Submission Form** becomes available for that story.

In the **Finalize Submission Form**, the user must:

- Provide payment information
Standard fee: 30 Euros per story | Student fee: 15 Euros per story
- Consent to the terms and conditions of the conference

After successfully finalizing the submission:

- A confirmation email with the submission details is sent to the user
- The story's **Submission Status** changes to **Finalized and Pending Review**

Finalize Submission Form

*** Payment Information:**

*In order to participate in the 2nd DST Festival you have to pay the handling fees.
The fees are 30€ per DST for normal participants and 15€ per DST for Students.
The transfer of the participation fee is made to the following bank account with indication of "DST Festival 2026" and "Your Name".
Bank transfer to the following account (please take care so that the transfer costs are all paid by the contributor):*

- IBAN: GR5102602490000430201296003
- SWIFT: ERBKGRAA
- ACCOUNT NAME: OMILOS UNESCO NOMOU ZAKYNTHOU (ΟΜΙΛΟΣ UNESCO ΝΟΜΟΥ ΖΑΚΥΝΘΟΥ)
- BANK: EUROBANK
- BANK ADDRESS: LEOFOROS DIMOKRATIAS 4, 29100, ZAKYNTHOS
[Omiros UNESCO address: Lofos Loxa, Laganas, 29100, Zakynthos]

When the transfer is completed, please fill in the field below with all the transfer details, i.e. name/surname, date/time, transfer number, etc.

*** Payer Full Name:**

*** Bank Name:**

*** Transfer Reference / Transaction ID:**

*** Date of Transfer:**

*** Amount Paid:**

*** Submission terms:**

- I declare that:
 - I am the creator of this digital story.
 - This digital story is a personal narrative.
 - I have obtained all necessary licences and permissions to copyrights and intellectual property with respect to visual and audio components used within my story.
 - I indemnify the organisers, sponsors, and organisations involved in the festival against legal action from other parties with respect to copyright, trademark, intellectual property, licence violations or any other action arising from my story.
 - I have obtained all necessary permissions from others who have appeared in, or contributed to, my story.
 - I consent to my story being shown at the International Digital Storytelling Festival (DST-Zakynthos 2026), at events in relation to the DST-Zakynthos and being available for public viewing via the festival website.
 - I agree to pay the fee of 15 Euros per story submitted.
 - I understand the Festival Committee may require additional information concerning my contribution.

Image 7: Finalize Submission Form